

VisiClear®

Surgical Smoke Evacuator

VisiClear® is our most advanced acute care offering for surgical smoke evacuation. Combining Safeport Technology™, an occlusion warning, filter life tracking, and one-touch programmable procedure modes for open tubing, electrosurgical pencil, and laparoscopic procedures, VisiClear effectively captures and filters surgical smoke, particulates and other potentially hazardous by-products. The filter contains activated carbon known to adsorb gases.



Pneumatic Footswitch
(included)

Product Features & Benefits

Procedure Operating Modes

One of three operating modes (Laparoscopic, Open Tubing, and Electrosurgical Pencil Mode) can easily be selected, automatically customizing filter life based on surgical procedure.

Advanced Sound Control Design

Whisper Technology™ ensures ultra-quiet operation with unprecedented sound quality.

Sleek Shelf Design

Ergonomically designed to accommodate stacking.

Occlusion Warning

Safety feature that alerts medical personnel when an occlusion has occurred.

Intuitive Color Touch Screen

Easy to use, requires minimal training, and can be operated with gloved hand.

Unique Sliding Port Closure

SafePort Technology™ ensures reduced risk of staff coming in contact with a contaminated port.

Technical Information

Flow Rates* 30 cfm (839 lpm) using 7/8 in (22 mm) tubing

Dimensions (H x W x D) 7.1 in x 13.9 in x 16.1 in
(18.0 cm x 35.4 cm x 40.9 cm)

Noise Levels* @ minimum power < 43 dBA
@ maximum power < 55 dBA

Weight With filter installed: 17.5 lbs (7.9 kg)
Without filter installed: 14.5 lbs (6.6 kg)

Warranty Three (3) Year Full Warranty

Made in USA

Product Ordering Information Catalog Number

100/120 Volt Systems	VC120
220/240 Volt Systems (includes one filter and one footswitch)	VC220

100/120 Volt Systems	VC120NF
220/240 Volt Systems (includes one footswitch)	VC220NF

Filter Ordering Information Catalog Number

ViroSafe® VisiClear® Filter	VS135 Series
Filter Life	18, 21, 35 hours (depending on the mode)

*Nominal values



EZLink®
(sold separately; catalog #: EZLINK01)



ViroSafe® Fluid Trap
(sold separately; catalog #: VSFT10)

ViroVac[®]

Surgical Smoke Evacuator

ViroVac[®] surgical smoke evacuator provides ideal flow for physician offices and outpatient surgery centers. It combines customizable (variable) filter life, a compact shelf design, 3-port filter with filter life tracking technology, while exceeding expectations for value and efficacy.



Product Features & Benefits

Compact Design

Allows for easy placement on shelf or counter and accommodates stackability.

Patented 3-Port Filter Design

Versatile 3-port filter design features covered, hidden male ports and accommodates a variety of tubing sizes providing versatility in procedure and accessory setup.

Variable Filter Life (up to 35 hours)

Delivers unsurpassed value and reduces per procedure costs.

Simple LED Display

Two button design (motor speed and on/standby) makes this system extremely easy to operate.

Covered Filter Ports

Filter ports are covered for additional safety.

Quiet Operation

Addresses noise concerns.

Technical Information

Flow Rates* 25 cfm (708 lpm) using 7/8 in (22 mm) tubing

Dimensions (H x W x D) 6 in x 11 in x 15.5 in
(15.2 cm x 27.9 cm x 39.4 cm)

Noise Levels* @ maximum power < 55 dBa

Weight With filter installed: 12.0 lbs (5.0 kg)
Without filter installed: 9.5 lbs (4.0 kg)

Warranty One (1) Year Full Warranty

Made in USA

Product Ordering Information

Product Ordering Information	Catalog Number
100/120 Volt Systems	VV120
220/240 Volt Systems (includes one filter and one footswitch)	VV220

100/120 Volt Systems	VV120NF
220/240 Volt Systems (includes one footswitch)	VV220NF

Filter Ordering Information

Filter Ordering Information	Catalog Number
ViroSafe [®] ViroVac [®] Filter	VS353 Series
Filter Life	18, 24, 35 hours (depending on flow rate)

*Nominal values



Pneumatic Footswitch
(included)



EZLink[®]
(sold separately; catalog #: EZLINK01)



ViroSafe[®] Fluid Trap
(sold separately; catalog #: VSFT10)

PlumeSafe® Turbo

Surgical Smoke Evacuator

PlumeSafe® Turbo is a powerful portable surgical smoke evacuator designed with sufficient flow for the aesthetic market. It features turbo suction power, an interactive LCD display and filter tracking technology. It can easily be placed on a counter, shelf, floor or other location convenient to the operative area.



Pneumatic Footswitch
(included)

Product Features & Benefits

Turbo Mode

Significantly increases the airflow to quickly remove smoke from the surgical site.

Interactive LCD Display

Our interactive display puts information at your fingertips. Multiple languages are included, adding to the unit's versatility.

Adjustable Flow Control

Suction setting can easily be adjusted in 10% increments.

Filter Tracking Technology

Automatically tracks and records filter life through a patented technology.

Quiet Operation

Addresses noise concerns.

Technical Information

Flow Rates* 68 cfm (1923 lpm) using 1-1/4 in (32 mm) tubing
44 cfm (1257 lpm) using 7/8 in (22 mm) tubing

Dimensions (H x W x D) 13.5 in x 8 in x 17 in
(34 cm x 20 cm x 43 cm)

Noise Levels* @ maximum power < 58 dBA

Weight With filter installed: 16.9 lbs (7.0 kg)
Without filter installed: 14.0 lbs (6.0 kg)

Warranty Three (3) Year Full Warranty

Made in USA

Product Ordering Information

100/120 Volt 50/60 Hz
220/240 Volt 50/60 Hz
(includes one footswitch; filter sold separately)

Catalog Number

PSWTURBO AS
PSWTURBO AS/220

Filter Ordering Information

PlumeSafe® Turbo Replacement Filters VS06, VSXLL, VSXLLT, VSEY, VSOH, and VSVET Series

Catalog Number

Filter Life 6–24 hours depending on model

*Nominal values



EZLink®
(sold separately; catalog #: EZLINK01)



ViroSafe® Fluid Trap
(sold separately; catalog #: VSFT10)

Porta PlumeSafe® 604

Surgical Smoke Evacuator

Porta PlumeSafe® 604 is an ideal surgical smoke evacuator for veterinarian and non-acute care settings where moderate flow is needed. The unit is portable, easy to use, and features patented technology to track filter life.



Pneumatic Footswitch
(included)

Product Features & Benefits

Lightweight & Portable

Allows for easy transport or tabletop use.

LED Display

Indicates filter life and suction power.

Adjustable Flow Control

Suction setting can easily be adjusted in 10% increments.

Filter Tracking Technology

Automatically tracks and records filter life through a patented technology.

Quiet Operation

Addresses noise concerns.

Technical Information

Flow Rates* 48 cfm (1358 lpm) using 1-1/4 in (32 mm) tubing
36 cfm (1019 lpm) using 7/8 in (22 mm) tubing

Dimensions (H x W x D) 10 in x 6.5 in x 18 in
(25 cm x 17 cm x 46 cm)

Noise Levels* @ maximum power < 59 dBA

Weight With filter installed: 22.0 lbs (9.0 kg)
Without filter installed: 18.6 lbs (8.0 kg)

Warranty One (1) Year Full Warranty

Made in USA

Product Ordering Information

Catalog Number

100/120 Volt 50/60 Hz
(includes one footswitch; filter sold separately)

PPS604

Filter Ordering Information

Catalog Number

Porta PlumeSafe® 604 Replacement Filters

VS06, VSXLL, VSXLLT, VSEY, VSOH, and VSVET Series

Filter Life 6–24 hours depending on model

*Nominal values



EZLink®
(sold separately; catalog #: EZLINK01)



ViroSafe® Fluid Trap
(sold separately; catalog #: VSFT10)

PlumePen® Elite

Surgical Smoke Evacuation Pencils & Pencil Adapters

Pushing the boundaries through design innovation, **PlumePen® Elite** features a compact, ultra slim, ergonomic design that is significantly smaller than competitive electrosurgical smoke pencils. PlumePen Elite offers the comfort and advanced feature set surgeons demand.

Product Features & Benefits

Powerfully Compact and Ultra Slim

Significantly smaller (up to 46%) than competitive electrosurgical smoke pencils and similar in size to standard electrosurgical pencils.

Up to 25% More Flow

Provides more flow than competitive electrosurgical smoke pencils.

Over-molded Button Design

One piece over-molded button design limits fluid ingress aiding in the prevention of sticking buttons.

Over-molded Cradle Design

Provides improved grip and comfort.

Adjustable Capture Port

Offers customized placement for effective smoke capture regardless of blade length.

Full Blade Reveal

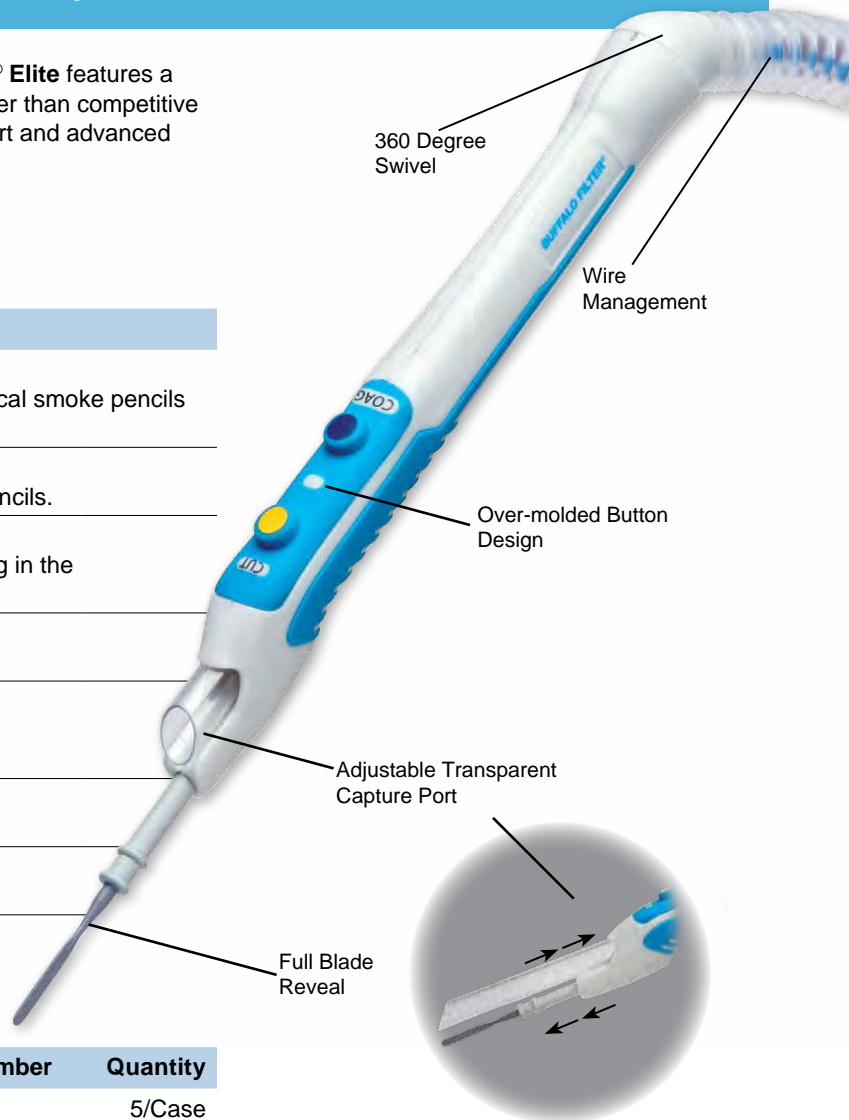
Offers exceptional visibility at the surgical site.

Light, Flexible Tubing

Aids in reducing pull, hand fatigue, and tension on the wrist.

360 Degree Swivel

Allows for fluid hand movement and free range of motion.



Product Ordering Information	Catalog Number	Quantity
PlumePen Elite (Stainless Steel ESU Blade)	PLP1005	5/Case
	PLP1020	20/Case
Includes 3/8 in (9.5 mm) x 10 ft (3 m) tubing with adapter to 7/8 in (22 mm) port.		
PlumePen Elite (Stainless Steel ESU Blade)	PLP1505	5/Case
	PLP1520	20/Case
Includes 3/8 in (9.5 mm) x 15 ft (4.6 m) tubing with adapter to 7/8 in (22 mm) port.		
PlumePen Elite (Non-Stick ESU Blade)	PLP2005	5/Case
	PLP2020	20/Case
Includes 3/8 in (9.5 mm) x 10 ft (3 m) tubing with adapter to 7/8 in (22 mm) port.		
PlumePen Elite (Non-Stick ESU Blade)	PLP2505	5/Case
	PLP2520	20/Case
Includes 3/8 in (9.5 mm) x 15 ft (4.6 m) tubing with adapter to 7/8 in (22 mm) port.		

PlumePen® Pro

Surgical Smoke Evacuation Pencils & Pencil Adapters

PlumePen® Pro is as a cost effective solution combining precision surgical smoke management and electrosurgery without compromising quality or features. Pro is a perfect solution for surgeries where a pencil adapter is less optimal.

Product Features & Benefits

Sleek, Textured Profile

Similar in size to standard electrosurgical pencils with raised texturing to improve surgeon's grip.

360 Degree Swivel

Rotating connection allows for fluid hand movement and free range of motion.

Transparent Removable Capture Port

Provides a clear view of the blade.

Wire Management

Seamless integration of ESU wire and tubing provides organized cord management.


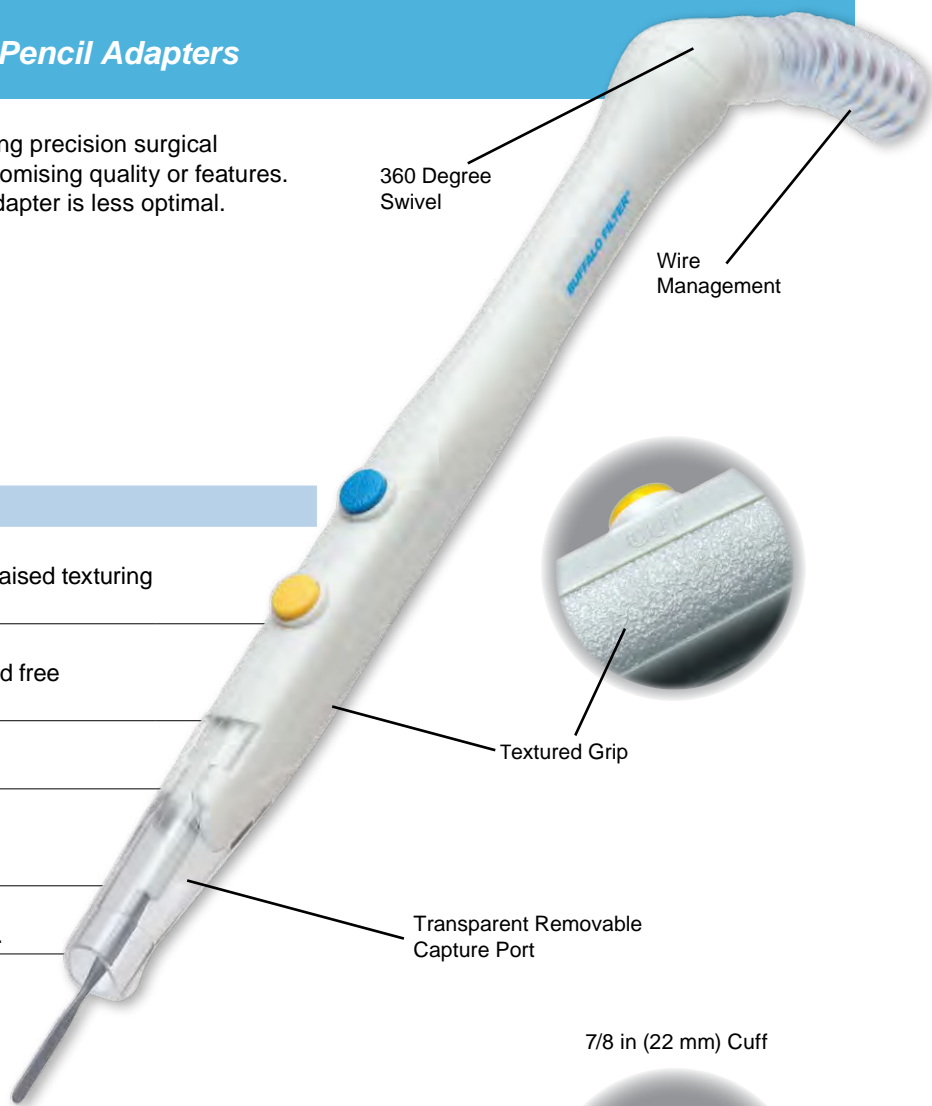
Light, Flexible Tubing

Aids in lessening hand fatigue and tension on the wrist.

Simple Connectivity

Easily connects to most surgical smoke evacuators and ESU generators.

Product Ordering Information	Catalog Number	Quantity
PlumePen Pro (Non-Stick ESU Blade)	PLPRO4020	20/Case
Includes 3/8 in (9.5 mm) x 10 ft (3 m) tubing with adapter to 7/8 in (22 mm) port.		
PlumePen Pro (Non-Stick ESU Blade)	PLPRO4520	20/Case
Includes 3/8 in (9.5 mm) x 15 ft (4.6 m) tubing with adapter to 7/8 in (22 mm) port.		
Capture Ports (X-ray detectable)	PROTIP420	20/Case
(Accommodates 4 in [102 m] electrodes)		
Capture Ports (X-ray detectable)	PROTIP520	20/Case
(Accommodates 5 in [127 m] electrodes)		
Capture Ports (X-ray detectable)	PROTIP620	20/Case
(Accommodates 6 in [152 m] electrodes)		



Additional capture ports available to accommodate 4 in (102 mm), 5 in (127 mm) and 6 in (152 mm) electrodes.

PenAdapt®

Surgical Smoke Evacuation Pencils & Pencil Adapters

PenAdapt® is an ergonomically designed pencil adapter that captures surgical smoke at the point of creation. Expertly engineered to position the capture inlet as close to the point of surgical smoke creation as possible, PenAdapt was designed to minimize any change to the feel of the pencil or the surgeon's line of vision. PenAdapt accommodates most electro-surgical pencils.

Product Features & Benefits

Universal Design

Pliable silicone material allows for proper fit to most electro-surgical pencil brands.

Angled Back End Clasp


Reduces tension placed on surgeon's wrist providing comfort.

Convenience

Eliminates need for OR personnel to hold tubing.

Low Profile Front Nozzle

Improves visibility of the surgical site.



Product Ordering Information	Catalog Number	Quantity
PenAdapt Ideal for wall suction applications. Includes 3/8 in (9.5 mm) x 1 ft (30.5 cm) tubing with an adapter to 3/8 in (9.5 mm) tube.	PA1025	25/Case
PenAdapt (Cut-back) Ideal for wall suction applications. Cut-back adapter provides increased visibility. Includes 3/8 in (9.5 mm) x 1 ft (30.5 cm) tubing with an adapter to 3/8 in (9.5 mm) tube.	PA1025CB	25/Case
PenAdapt Ideal for surgical smoke evacuator applications. Includes 3/8 in (9.5 mm) x 4 ft (1.22 m) tubing with an adapter to 7/8 in (22 mm) x 6 ft (1.8 m) tube.	PA2010	10/Case
PenAdapt (Cut-back) Ideal for surgical smoke evacuator applications. Cut-back adapter provides increased visibility. Includes 3/8 in (9.5 mm) x 4 ft (1.22 m) tubing with an adapter to 7/8 in (22 mm) x 6 ft (1.8 m) tube.	PA2010CB	10/Case
PenAdapt Ideal for attachment to reusable electro-surgical pencil applications. Includes 3/8 in (9.5 mm) x 4 ft (1.22 m) tubing with an adapter to 7/8 in (22 mm) x 6 ft (1.8 m) tube.	PA2010B	10/Case
PenAdapt Ideal for attachment to reusable electro-surgical pencil applications. Cut-back adapter provides increased visibility. Includes 3/8 in (9.5 mm) x 4 ft (1.22 m) tubing with an adapter to 7/8 in (22 mm) x 6 ft (1.8 m) tube.	PA2010BCB	10/Case

*Electrosurgical pencil not included



PA1025, PA1025CB,
PA1020, PA1020CB



PA2010B, PA2010BCB